



JULY 2023 SURVEY REPORT:

DANGERS TO DEMOCRACY: TRACKING DEEP DISTRUST OF DEMOCRATIC INSTITUTIONS, CONSPIRACY BELIEFS, AND SUPPORT FOR POLITICAL VIOLENCE AMONG AMERICANS

Findings from the June 22-26, 2023 CPOST/NORC Nationally Representative Survey on Understanding Support for Political Violence in America (N = 3,543; MOE \pm 2.30%)

Robert Pape, PhD

Director, University of Chicago Project on Security and Threats (CPOST)

Professor, Political Science, University of Chicago

July 10, 2023

IN THE SPOTLIGHT:

- A) Increasing radical, expressly violent support for trump following the federal indictment for mishandling classified documents*
 - B) Belief that our democratic institutions are corrupt and radical support for Trump*
 - C) The perceived high stakes for democracy in the 2024 elections*
 - D) Increasing support for political violence against congress and on the left*
 - E) Vast, untapped support for bipartisan solutions*
-

Chicago Project on Security and Threats

University of Chicago

Pick Hall Suite 418

5828 S. University Avenue

Chicago, Illinois 60637

<http://cpost.uchicago.edu>

Introduction

CPOST has measured anti-democratic attitudes and support for political violence among Americans since June 2021. CPOST measures the degree of deep distrust in democratic institutions to produce free and fair results, belief in extreme political conspiracy theories about how democratic institutions are run, and support for political violence to achieve political results these institutions do not authorize – all in a single nationally representative survey.

This “Dangers to Democracy” tracker, thus, creates a composite and rolling picture of the American mindset on the vitality and success of American democracy, essential to understanding how major political and violent dangers to the world’s leading democracy can arise and critical to developing effective strategies to address and mitigate risks to the health and stability of the health and stability of American democracy.

Knowing the degree of support for political violence among Americans is important. This is our best measure of the potential “kindling” that could be enflamed by incendiary political rhetoric and also our best measure of the most radical support for political causes. Hence, tracking the magnitude of public support for violence for specific political causes and how that is changing over time is of central importance to understanding the depth of the dangers to democracy in the United States.

The topline results, presented in this report, are based on a high-quality nationally representative survey constructed by CPOST and fielded by the respected NORC at the University of Chicago from June 24-26, 2023, with a random sample of 3,543 drawn from a probability panel of 50,000 American adults matched to the national population on many dozens of factors.

The key findings are:

Continued Widespread Distrust in American Democratic Institutions and Belief in Anti-Democratic Political Conspiracy Theories

About 40 percent of Americans share at least one attitude reflecting deep distrust of American democratic institutions – such as elections will not solve America’s fundamental problems and political leaders of both the Republican and Democratic parties are the most immoral people in America – and this deep distrust is shared across the political spectrum. About 20 percent of Americans believe anti-democratic political conspiracy theories about how the country is run, but the exact belief varies across the political spectrum.

Sharp Increase in Radical, Expressly Violent Support for Trump

From April 6, 2023 to June 26, 2023, Americans agreeing that “the use of force is justified to restore Donald Trump to the presidency” increased from 4.5% to 7%, or the equivalent of an estimated shift from 12 million to 18 million American adults. This was the first increase in this measure since April 2022 and likely reflects the response of more intense commitment to Trump following the announcement of the federal indictment against him for mishandling

classified documents on June 9, 2023 – about two and a half weeks before our June 26, 2023 survey. Notably, radical support for Trump increased while his overall favorability among the general public and among self-declared Republicans slightly declined since April 2023.

Substantial Belief in Corrupt Democratic Institutions Among Radical, Expressly Violent Support for Trump

Donald Trump often tells audiences that “the system is rigged against you” and specifically claims that the 2020 election was stolen, the 2024 election could be rigged, the prosecutions against him are politically motivated, and the federal government is run by a “deep state” of immoral people.

Indeed, about 50% to 70% of Trump’s most radical supporters agree with each of these four specific claims, and nearly 90% agree with at least one of them. Regression analysis demonstrates that belief in these specific claims about how the system is rigged separate at a statistically significant level the radical support for Trump from the general US population.

Democracy is Intensely on the Ballot in 2024

It has become common to hear “Democracy is on the Ballot in 2024,” but are Americans seriously concerned that one of the leading presidential contenders is a “danger to democracy,” that their “well-being” is “gravely” at stake in the election’s outcome, or that the 2024 election is already “rigged” so their party “cannot win”?

The survey found the following sobering results:

- a) Trump is viewed as a far greater threat to democracy than Biden, by a difference of 52% vs 33%. Although lower, the level for Biden is still notably high.
- b) Large portions (about 30%) of both Republicans and Democrats believe that their “well-being is gravely” at stake in the outcome of the presidential election in 2024.
- c) Far more Republicans than Democrats now believe that the 2024 election is already rigged against their party, by a difference of 27% to 11%.

Violent Support to Coerce Members of Congress

Public support for the use of force to coerce members of the US Congress grew from 9 percent in January 2023 to 17 percent as of June 26, 2023, effectively doubling. While increasing across the political spectrum, the rise was sharpest among Democrats where it grew by about 2.5 times. This growing anger parallels the Republican rise to power and proceedings in the House of Representatives.

Violent Support to Restore Abortion Rights

Radical, expressly violent support to restore the federal right to abortion grew from 8 percent in January 2023 to 12 percent as of June 26, 2023, a modest but significant rise beyond the

margin of survey error. The increase was sharpest among Democrats, doubling over the past 6 months from 8 to 16 percent. This likely indicates growing anger over the Republican controlled supreme court.

Vast Support for Bipartisan Solutions to Political Violence across both the Right and the Left

77 percent of American adults – the equivalent of 200 million people -- agree with that statement. These 200 million represent the vast majority of Democrats (81%), Republicans (78%), and Independents (60%).

This indicates a vast, if untapped, potential to mobilize widespread opposition to political violence against democratic institutions and unify Americans around the commitment to a peaceful democracy.

Key Implications

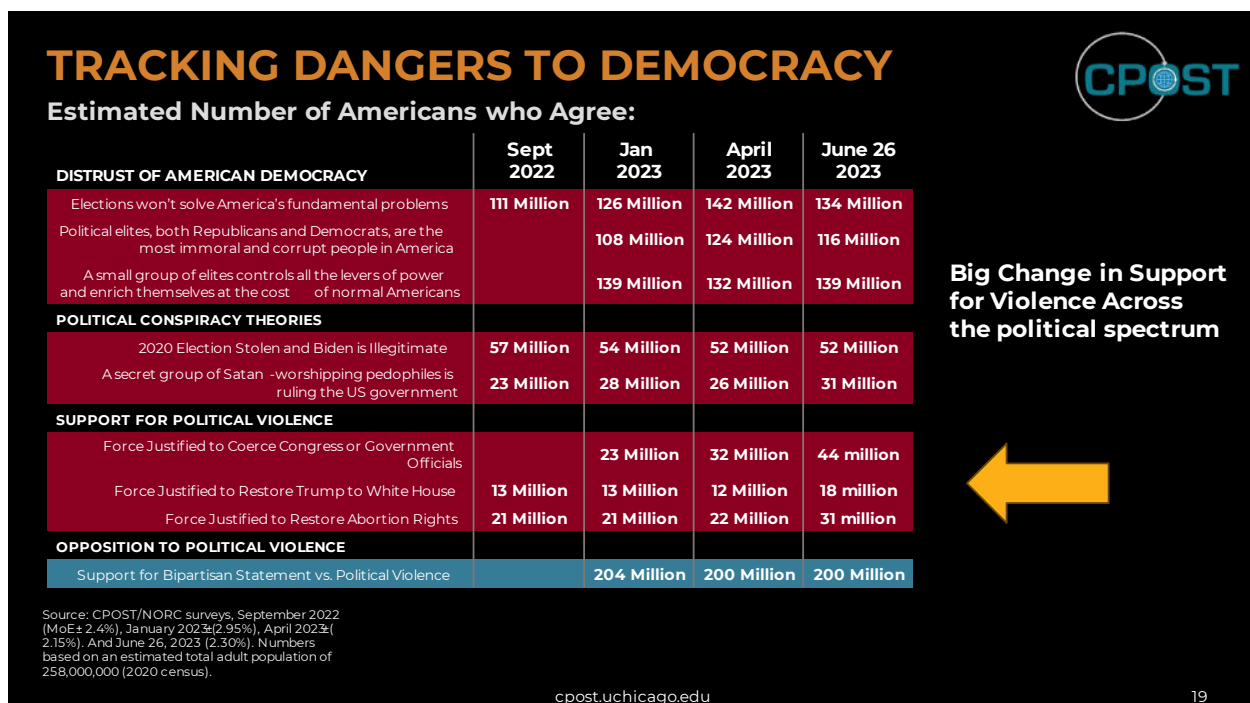
The growth in radical, expressly violent support for Trump and other findings in this report suggests that:

1. The Federal Indictment likely deepened the intensity of support for Trump, although amidst a slightly smaller overall base of support.
2. The firing of Tucker Carlson from his highly popular weeknight prime time show in April has not diminished radical support for Trump. The lack of impact in a positive direction since the deplatforming of Tucker Carlson indicates that the reasons for American support for political violence likely go beyond the “disinformation paradigm” that poor information and irrational beliefs are the central forces driving support for anti-democratic attitudes.
3. The debt ceiling compromise between the Democratic White House and Republican Speaker of the US House of Representatives has not reduced American distrust in our democratic institutions or changed the high desire for bipartisan solutions against political violence.

Below, the report explores these findings in more depth. The topline survey results are included as an appendix to this report.

1. Distrust in American Democratic Institutions, Belief in Anti-Democratic Political Conspiracy Theories, and Support for Political Violence

This tracker helps to gain a more complete understanding of the fragility of American democracy in the US population by asking in a unified survey a composite of questions related to anti-democratic beliefs among Americans, specifically about a) distrust of American democracy; b) political conspiracy theories; c) support for political violence; and opposition to political violence. The tracker allows us to follow not only the magnitude of public support but also change over time.



As we clearly see, there has been significant and large shifts in support for violence among Americans that is occurring despite relative stability in our measures for distrust of democracy and support for political conspiracy theories.

Indeed, about 45% to 55% of Americans agree with each of these three statements indicating distrust of democracy, and nearly 77% agree with at least one, and nearly 25% agree with all 3.

The composite tracker also allows us to see that, since April 2023, there has been a disjuncture between stability in our measures of distrust of democratic institutions and belief in anti-democratic political conspiracy theories and support for political violence. Whether we focus on political grievances from the Right or Left or involving both -- from the Right (force to restore

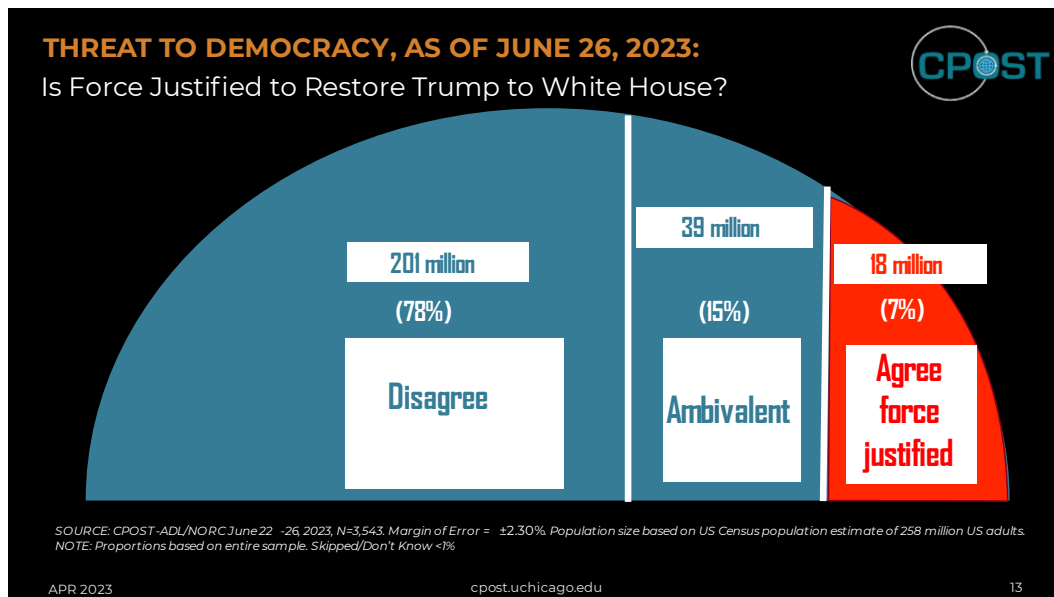
Trump to the White House), from the Left (force to restore abortion rights), and both the Right and the Left (force to coerce members of Congress) – public support for all three measures of support for political violence have grown since April 2023 – most sharply, support for the use of force to restore Trump.

The growth in support for political violence in combination with stability in other anti-Democratic attitudes suggest that – although they are related as CPOST has previously shown – the reasons for support for violence likely go beyond “disinformation” and “conspiratorial thinking” narrowly understood as impacting only tiny, poorly informed, or irrational narrow segments of the public.

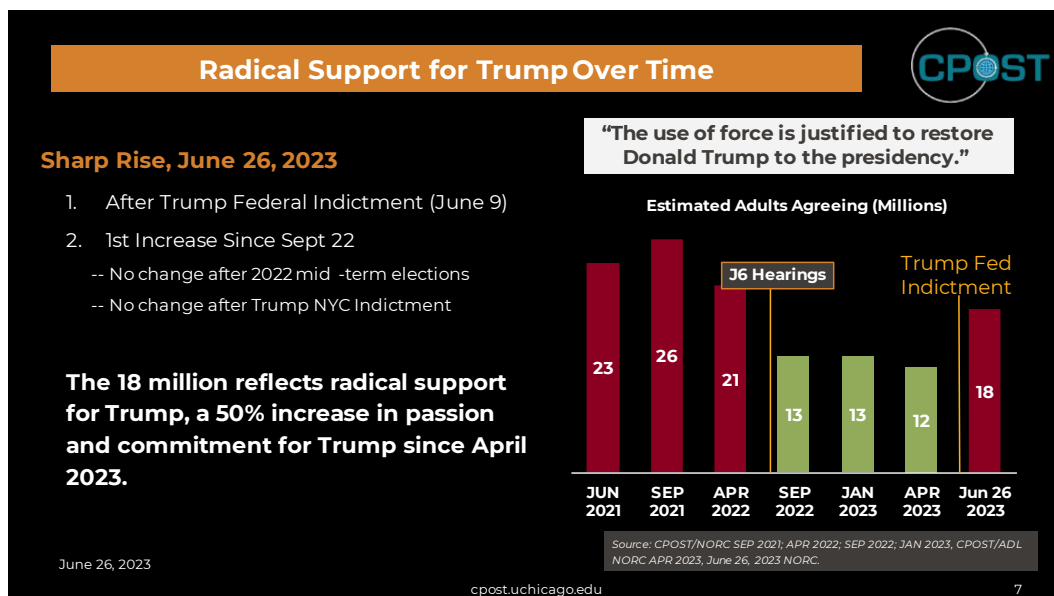
For example, the growth of support for political violence between early April and late June shows that the firing of Tucker Carlson and removing his Monday-Friday hour-long show on Fox during prime time did not, at least net, reduce support for violence. Other factors separate from the consumption of conspiratorial and/or flaky ideas are at work.

2. Radical, Expressly Violent Support to Restore Trump

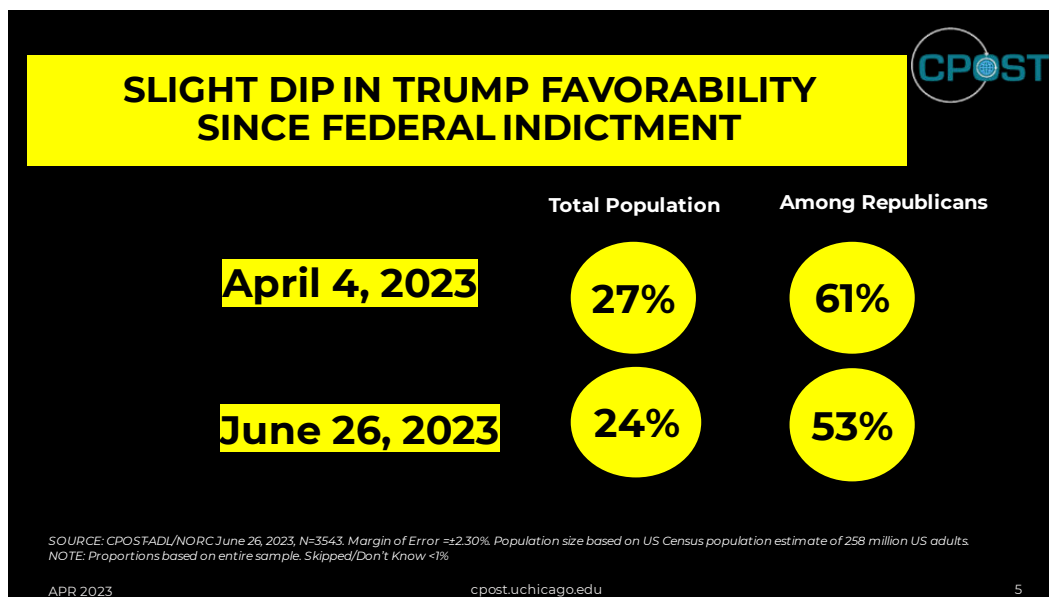
As of June 26, 2023, 7 percent of the American public – which equates to an estimated 18 million adults – supports violence to restore to the presidency, while another 15% or 30 million adults are ambivalent.



Further, as we see below, the violent support for Trump is up by 50% since April 2023, the first increase in such radical support for Trump in almost a year.



And, we can see that this sharp increase in radical support for Trump occurred side by side with a slight dip in Trump's overall favorability ratings, as shown below.



The main implication is that the federal indictment for Trump appears to have enflamed radical support for Trump – bringing it back to the level just prior to the Jan 6 Committee hearings in summer 2022 -- at the same time that it slightly lowered overall support.

In terms of electoral consequences, this finding also helps to explain the common finding in the media that Trump's lead over other Republican candidates for the GOP nomination has slightly grown since the indictment.

In terms of potential radical opposition to election results, this finding also suggests that, if Trump is the GOP nominee and loses the 2024 election, there will be many millions of radical supporters who may be inclined to think the election was “rigged” against him.

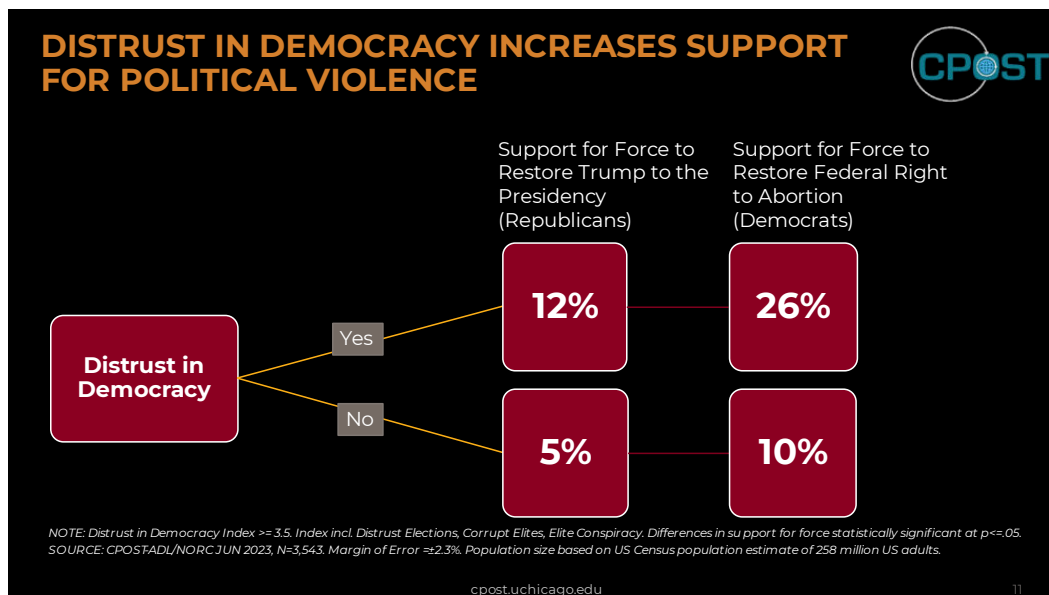
3. Perceived Corruption in Democratic Institutions and Violent Support for Trump

Donald Trump often tells audiences at his rallies that “the system is rigged against you” and then uses examples to demonstrate the point related to his claims that the 2020 election was stolen, the 2024 election could be rigged, the prosecutions against him are politically motivated, and the federal government is run by a “deep state” of immoral people.

Our June 26, 2023 survey probe the relationship between perceptions of deep corruption in American democratic institutions and radical support for Trump and found that a strong relationship among these factors in the American mind does in fact exist. This means that perceptions of deep corruption in democratic institutions may well be anchoring extreme support for Trump, which would help to account for why this support has remained strong and, in fact, grown as after the federal indictment of Trump. Indeed, there is evidence from our survey that deep distrust of democratic institutions increases support for political violence, both in general across parties and specifically in the context of radical support for Trump.

Distrust of Democracy and Support for Political Violence in General

Below we correlate scoring high on an index on all three of our deep distrust of democracy indicators – beliefs that a) elections do not solve America’s fundamental problems; b) both Republican and Democratic leaders are the most corrupt and immoral people in America; and c) a small group of elites controls all levers of power to the disadvantage of ordinary Americans – with support for violence for both Republican and Democratic grievances.



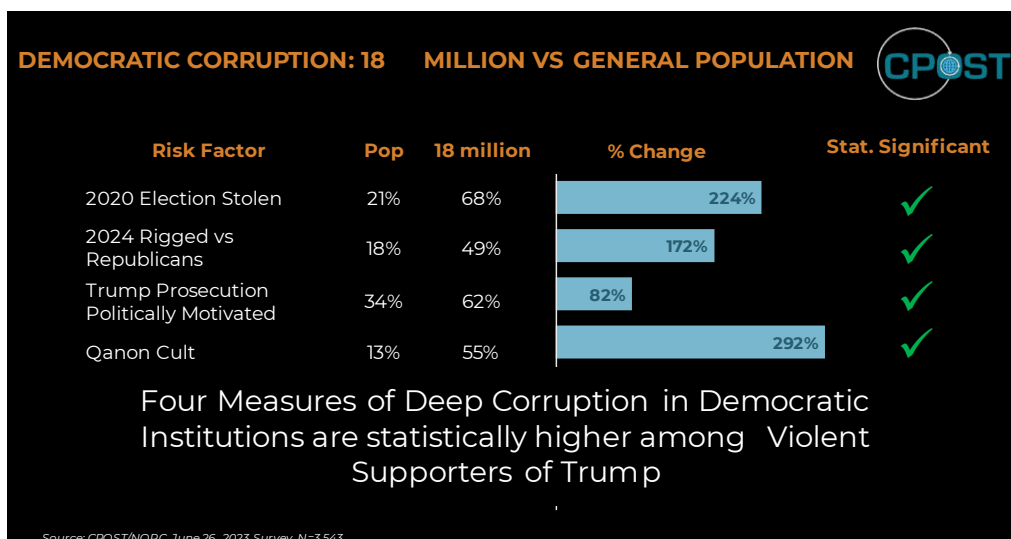
As we see, deep distrust of democracy is associated with statistically significant increase with support for political violence by about a factor of two.

Distrust of Democracy and Support for Political Violence in the Context of Trump

Beliefs that American democratic institutions and processes are deeply corrupt is widespread among Trump's most radical supporters, the 18 million who agree that the use of force is justified to restore him to the White House. The evidence for the relationship in our survey is two-fold: a) the pervasive level of perceptions of deep democratic corruption among Trump's most radical supporters and b) that these relationships are statistically significant in separating Trump's most radical support from the general population.



Further, as we see below, the relationship between all four of these factors (measured one at a time in regression analysis controlling for basic demographic factors such as age, gender, race, education, and income) are strongly associated with violent support for Trump at a statistically significant level (i.e., above the standard .05 level of significance benchmark).



4: The Intense Ways Americans are Thinking About “Democracy is on the Ballot in 2024

It has become common for the media and political candidates from across the political spectrum to say, “democracy is on the ballot” in 2024. But what does this mean to Americans and how does it relate to the political contest between Republicans and Democrats?

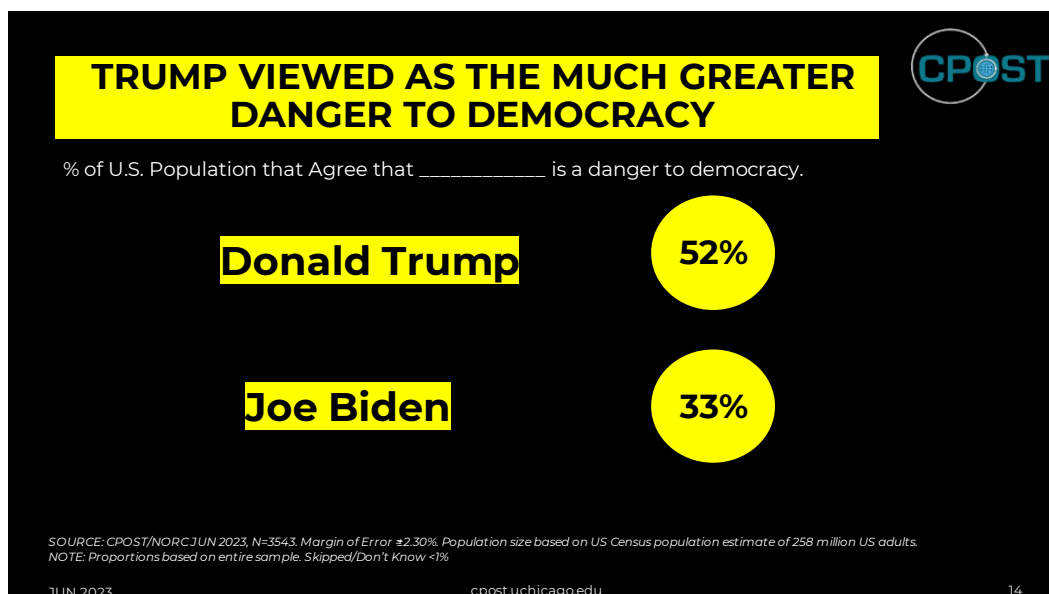
Our June 26, 2023 survey probe the meaning of this phrase by asking questions about specific ways democracy could matter in the context of political competition between Donald Trump and Joe Biden, specifically:

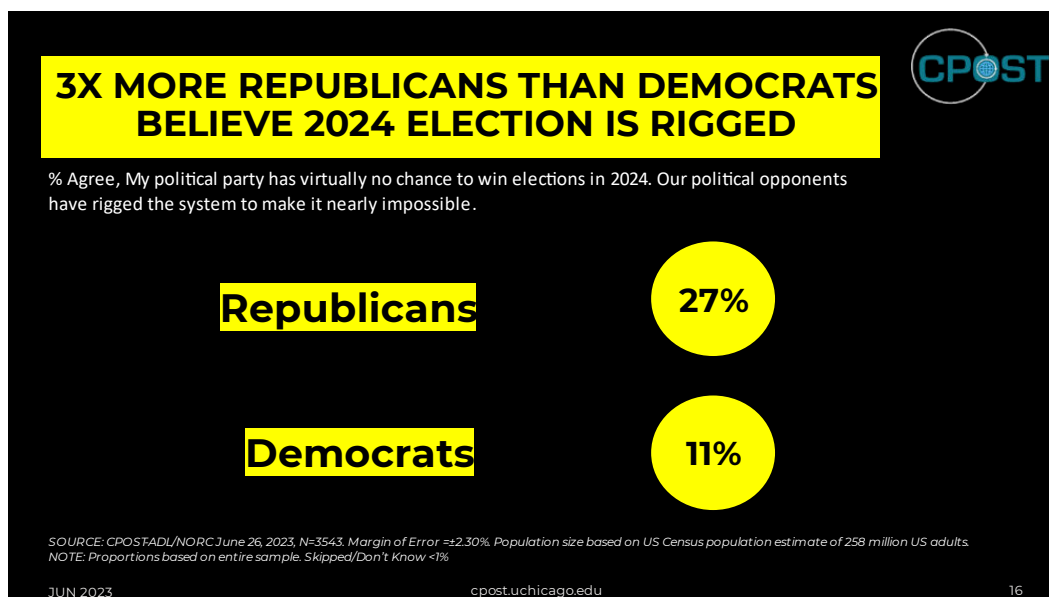
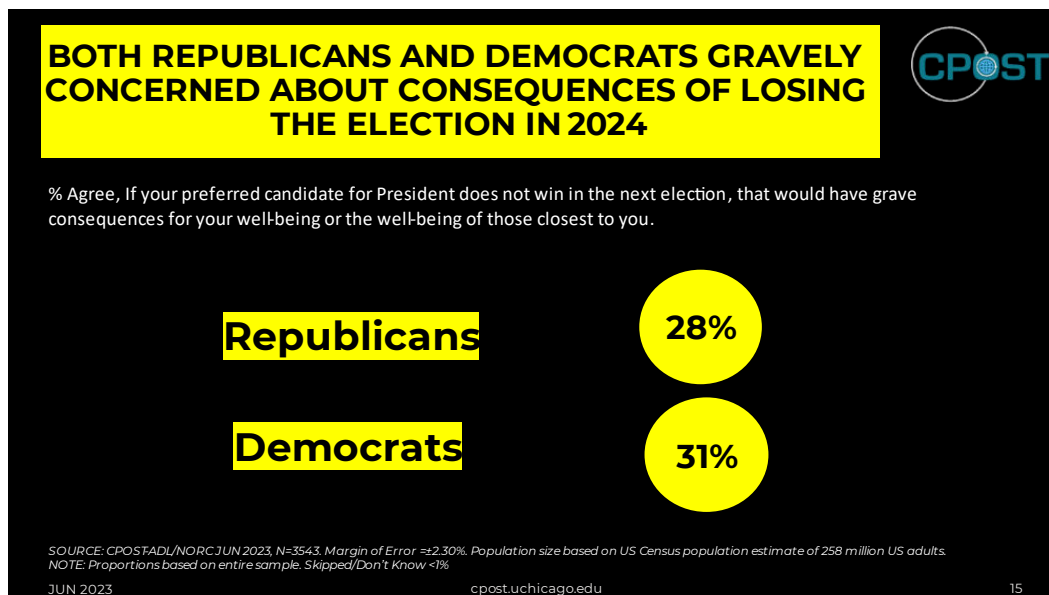
- a) Is Joe Biden/Donald Trump a “danger to democracy”? (separate questions).
- b) If respondents believe their well-being is “gravely” at stake if their preferred presidential candidate does not win?
- c) If respondents think the election is “rigged” to make their party’s victory nearly impossible?

The results show that:

- d) Trump is viewed as a far greater threat to democracy than Biden, by a difference of 52% vs 33%.
- e) Large portions (about 30%) of both Republicans and Democrats believe that their well-being is gravely at stake in the outcome of the presidential election in 2024.
- f) Far more Republicans than Democrats now believe that the 2024 election is already rigged to make their party’s victory nearly impossible, by a difference of 27% to 11%.

The survey results on these questions are shown below.



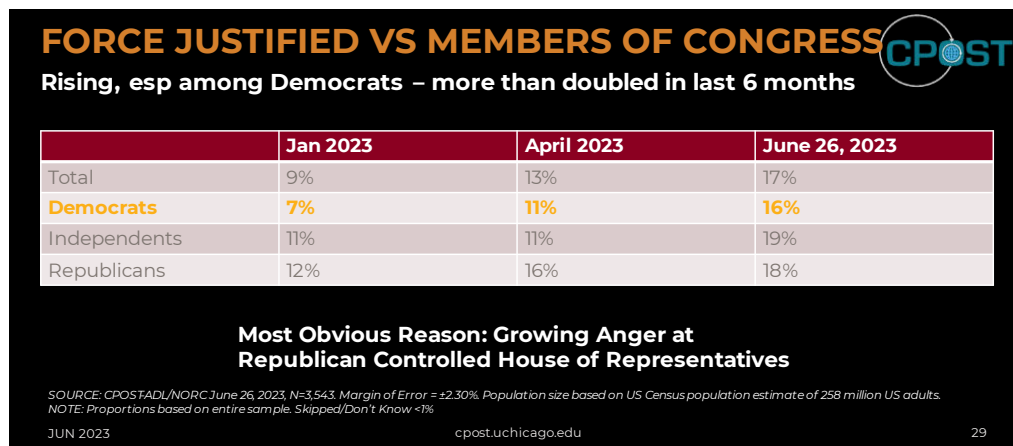


This means that large portions of the public and in each party already – about 18 months out from the November 2024 presidential election – see that the election will involve high stakes for democracy. This includes notable portions, especially among Republicans, who are already highly doubtful of the legitimacy of the results of the election.

5: Support for Political Violence Across the Spectrum

Violent Support to Coerce Members of Congress

As of June 26, 2023, 17 percent of the American public – which equates to an estimated 44 million adults – agreed with the statement, “Use of force is justified to ensure members of Congress and other government officials do the right thing.” This percentage has grown by nearly double since January 2023. The increase is sharpest among Democrats, more than doubling over the past 6 months. The most obvious reason is growing anger over the Republican controlled House of Representatives and the hearings that they have held painting a disparaging picture of democrats.



“Violent Support to Restore Abortion Rights”

As of June 26, 2023, 12 percent of the American public – which equates to an estimated 31 million adults – supports violence to restore to the federal right to abortion. This percentage has grown since January 2023 significantly beyond the margin of error in our surveys. The increase is sharpest among democrats, doubling over the past 6 months. The most obvious reason is growing anger over the Republican controlled supreme court.

FORCE JUSTIFIED TO RESTORE ABORTION RIGHTS



Rising, esp among Democrats – doubled in last 6 months

	Jan 2023	April 2023	June 26, 2023
Total	8%	9%	12%
Democrats	8%	11%	16%
Independents	11%	9%	14%
Republicans	6%	5%	6%

Most Obvious Reason: Growing Anger at Republican Controlled Supreme Court

SOURCE: CPOSTADL/NORC June 26, 2023, N=3,543. Margin of Error = ±2.30%. Population size based on US Census population estimate of 258 million US adults.
NOTE: Proportions based on entire sample. Skipped/Don't Know <1%

JUN 2023

cpost.uchicago.edu

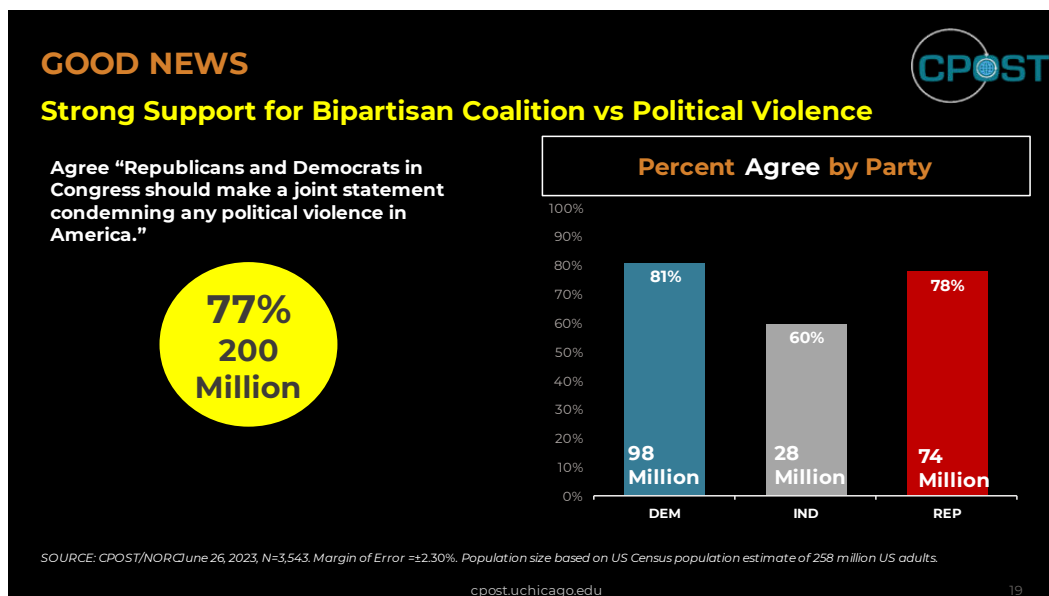
30

6. Vast Support for Bipartisan Solutions to Political Violence across both the Right and the Left

Opportunities continue to be possible to mobilize a vast bipartisan coalition among the Americans to oppose political violence.

To probe the US public directly on this issue, our January 2023 survey asked if respondents agree, “Republicans and Democrats in Congress should make a joint statement condemning any political violence in America.”

As the chart below shows, 77 percent of American adults – the equivalent of 200 million people -- agree with that statement. These 200 million represent the vast majority of Democrats (81%), Republicans (78%), and Independents (60%).



This strong support for bipartisan solutions to political violence in America comes as extremely good news, especially since the results are highly consistent with our January 2023 survey on this question. The magnitude and consistent trajectory of opposition to political violence shows that the overwhelming majority of Americans are **not** polarized on the preventing violent threats to our democracy and provides a roadmap endorsed by the public for America political leaders to follow to prevent political violence in the future.

Conclusion

The best course to defend democracy in the coming months is going further down the path that has achieved progress. The wedge issue that works for democracy is opposition to violence itself. So, ***our leaders across the political spectrum should mobilize the vast majority of both Republicans and Democrats who oppose political violence and support peaceful means of resolving disputes. The results of the mid-term elections on November 8, 2022 provide evidence that this approach can work. Our leaders should follow up this momentum to endorse more bipartisan solutions to safeguard American democracy going forward.***

Acknowledgements

Senior Research Associates Keven Ruby, PhD and Kyle Larson, PhD contributed to the analysis presented in this report.

Research Support

Funding for the 2023 CPOST/NORC surveys and analysis was provided by the University of Chicago, the Pritzker Military Foundation on behalf of the Pritzker Military Museum & Library, William Obenshain, Fouad ElNaggar, the Hopewell Fund, the Anti-Defamation League, and contributions from the CPOST board of advisors and other individuals.

About CPOST

The University of Chicago Project on Security and Threats' mission is to advance faculty research on national and international security affairs, pursuing policy-relevant basic research. Since forming in 2004, CPOST has long sought to support academic research related to international and domestic security issues, with a particular emphasis on helping that research reach audiences outside academia, both in policy and the general public.

A central feature of CPOST's mission is to support original research on "black hole" topics of security affairs, broadly defined, about which scholars know – as yet – relatively little. Most importantly, the knowledge gained from studying the topic has the potential to impact policy decisions that enhance the security of the United States, nations and peoples around the world.



Understanding Support for Political Violence in America

**Chicago Project on Security and Threats Omnibus Survey,
June 2023 Wave 2**

TOPLINE

Conducted by NORC at the University of Chicago for CPOST

Interviews: 6/22 to 6/26/23

3543 adults ages 18+

Margin of Error: +/- 2.3 percentage points at the 95% confidence level among all 18+ General Population

Note: All results show percentages among all respondents, unless otherwise labeled.

Percentages may not always sum to 100%.

[The 2020 election was stolen from Donald Trump and Joe Biden is an illegitimate president.] To what extent do you agree or disagree with the following statements?

<i>CPOST/NORC</i> 6/22 to 6/26/23	Total	Dem	Ind	Rep
Strongly agree	10.4%	2.0%	11.3%	21.1%
Agree	10.0%	2.5%	8.3%	20.6%
Neither agree nor disagree	18.9%	7.1%	34.6%	26.9%
Disagree	12.4%	9.0%	14.6%	15.8%
Strongly disagree	47.3%	78.4%	29.9%	15.2%
DON'T KNOW	0.1%	0.0%	0.1%	0.4%
SKIPPED ON WEB	0.7%	0.8%	1.2%	0.1%
REFUSED	0.1%	0.3%	0.0%	0.0%
<i>N=</i>	3543	1729	543	1264

[A secret group of Satan-worshipping pedophiles is ruling the US government.] To what extent do you agree or disagree with the following statements?

<i>CPOST/NORC</i> 6/22 to 6/26/23	Total	Dem	Ind	Rep
Strongly agree	5.6%	3.8%	8.7%	6.6%
Agree	6.8%	4.2%	7.3%	9.9%
Neither agree nor disagree	21.4%	13.1%	35.9%	24.8%
Disagree	18.1%	14.0%	16.3%	24.5%
Strongly disagree	47.2%	64.1%	30.9%	33.3%
DON'T KNOW	0.3%	0.2%	0.1%	0.4%
SKIPPED ON WEB	0.7%	0.6%	0.7%	0.5%
<i>N=</i>	3543	1729	543	1264

[Political elites, both Democrats and Republicans, are the most immoral and corrupt people in America.] To what extent do you agree or disagree with the following statements?

<i>CPOST/NORC</i> 6/22 to 6/26/23	Total	Dem	Ind	Rep
Strongly agree	15.2%	11.9%	17.9%	18.2%
Agree	29.3%	24.8%	30.3%	34.9%
Neither agree nor disagree	34.9%	35.9%	39.8%	31.3%
Disagree	15.1%	19.4%	8.8%	12.6%
Strongly disagree	4.4%	6.6%	2.4%	2.6%
DON'T KNOW	0.2%	0.3%	0.1%	0.1%
SKIPPED ON WEB	0.9%	1.3%	0.7%	0.2%
REFUSED	0.0%	0.0%	0.1%	0.0%
<i>N=</i>	3543	1729	543	1264

[The use of force is justified to protect the voting rights of Black Americans and other minorities.] To what extent do you agree or disagree with the following statements?

<i>CPOST/NORC</i> 6/22 to 6/26/23	Total	Dem	Ind	Rep
Strongly agree	6.3%	9.4%	4.8%	3.0%
Agree	12.3%	16.2%	10.9%	8.0%
Neither agree nor disagree	28.4%	25.0%	39.6%	27.4%
Disagree	29.4%	27.8%	23.4%	34.5%
Strongly disagree	22.4%	20.2%	19.6%	26.7%
DON'T KNOW	0.2%	0.3%	0.1%	0.1%
SKIPPED ON WEB	1.0%	1.1%	1.5%	0.3%
REFUSED	0.0%	0.0%	0.0%	0.0%
<i>N=</i>	3543	1729	543	1264

[Use of force is justified to prevent the teaching of CRT in schools.] To what extent do you agree or disagree with the following statements?

<i>CPOST/NORC</i> 6/22 to 6/26/23	Total	Dem	Ind	Rep
Strongly agree	3.7%	2.4%	4.8%	4.9%
Agree	5.5%	2.9%	4.2%	9.7%
Neither agree nor disagree	24.8%	16.3%	44.9%	25.8%
Disagree	25.3%	19.4%	19.9%	35.8%
Strongly disagree	38.5%	56.7%	24.9%	21.6%
DON'T KNOW	0.8%	0.4%	0.1%	1.7%
SKIPPED ON WEB	1.3%	1.7%	1.2%	0.5%
REFUSED	0.1%	0.2%	0.0%	0.0%
<i>N=</i>	3543	1729	543	1264

[If your preferred candidate for President does not win in the next election, that would have grave consequences for your well-being...] To what extent do you agree or disagree with the following statements?

<i>CPOST/NORC</i> 6/22 to 6/26/23	Total	Dem	Ind	Rep
Strongly agree	8.9%	10.2%	5.8%	8.7%
Agree	18.3%	20.7%	10.3%	19.3%
Neither agree nor disagree	35.4%	31.4%	49.5%	33.6%
Disagree	22.9%	22.8%	21.7%	23.9%
Strongly disagree	13.4%	13.6%	11.7%	14.0%
DON'T KNOW	0.2%	0.2%	0.3%	0.2%
SKIPPED ON WEB	0.9%	1.2%	0.7%	0.4%
<i>N=</i>	3543	1729	543	1264

[A small group of elites controls all the levers of power in America and uses them to enrich and empower themselves at the cost to normal Americans.] To what extent do you agree or disagree with the following statements?

<i>CPOST/NORC</i> 6/22 to 6/26/23	Total	Dem	Ind	Rep
Strongly agree	21.2%	18.8%	22.2%	24.1%
Agree	32.5%	30.2%	28.5%	37.6%
Neither agree nor disagree	27.0%	25.4%	37.0%	24.2%
Disagree	12.3%	16.0%	7.2%	10.1%
Strongly disagree	6.2%	9.0%	3.9%	3.8%
DON'T KNOW	0.2%	0.2%	0.1%	0.1%
SKIPPED ON WEB	0.6%	0.5%	1.1%	0.2%
N=	3543	1729	543	1264

[In today's America, elections will not solve our most fundamental political and social problems.] To what extent do you agree or disagree with the following statements?

<i>CPOST/NORC</i> 6/22 to 6/26/23	Total	Dem	Ind	Rep
Strongly agree	15.3%	12.7%	20.6%	16.1%
Agree	37.1%	36.7%	35.2%	38.8%
Neither agree nor disagree	25.9%	25.2%	32.6%	23.7%
Disagree	15.0%	17.2%	7.2%	16.1%
Strongly disagree	5.8%	7.5%	3.4%	4.8%
DON'T KNOW	0.1%	0.1%	0.0%	0.2%
SKIPPED ON WEB	0.6%	0.6%	1.0%	0.1%
REFUSED	0.1%	0.0%	0.0%	0.4%
N=	3543	1729	543	1264

[The use of force is justified to restore Donald Trump to the presidency.] To what extent do you agree or disagree with the following statements?

<i>CPOST/NORC</i> 6/22 to 6/26/23	Total	Dem	Ind	Rep
Strongly agree	3.1%	2.1%	4.1%	3.9%
Agree	3.7%	2.4%	3.7%	5.6%
Neither agree nor disagree	14.8%	8.3%	28.1%	16.7%
Disagree	21.4%	12.0%	22.2%	33.3%
Strongly disagree	55.7%	73.9%	40.5%	39.4%
DON'T KNOW	0.1%	0.3%	0.0%	0.1%
SKIPPED ON WEB	1.2%	1.0%	1.5%	1.0%
N=	3543	1729	543	1264

[Use of force is justified to prevent the prosecution of Donald Trump.] To what extent do you agree or disagree with the following statements?

<i>CPOST/NORC</i> 6/22 to 6/26/23	Total	Dem	Ind	Rep
Strongly agree	3.4%	3.1%	3.9%	3.6%
Agree	3.6%	1.9%	4.0%	5.6%
Neither agree nor disagree	20.0%	14.1%	34.5%	20.4%
Disagree	22.7%	16.5%	19.0%	32.7%
Strongly disagree	49.0%	63.3%	37.2%	36.2%
DON'T KNOW	0.2%	0.1%	0.1%	0.4%
SKIPPED ON WEB	1.2%	0.9%	1.4%	1.1%
<i>N=</i>	3543	1729	543	1264

[Use of force is justified to ensure members of Congress and other government officials do the right thing.] To what extent do you agree or disagree with the following statements?

<i>CPOST/NORC</i> 6/22 to 6/26/23	Total	Dem	Ind	Rep
Strongly agree	5.8%	6.2%	5.0%	5.6%
Agree	11.5%	9.8%	14.3%	12.4%
Neither agree nor disagree	24.7%	20.7%	36.1%	24.4%
Disagree	27.0%	27.3%	20.4%	29.9%
Strongly disagree	29.7%	34.6%	22.8%	26.7%
DON'T KNOW	0.2%	0.1%	0.0%	0.5%
SKIPPED ON WEB	1.1%	1.2%	1.0%	0.6%
REFUSED	0.1%	0.0%	0.3%	0.0%
<i>N=</i>	3543	1729	543	1264

[The use of force is justified to preserve the rights of whites.] To what extent do you agree or disagree with the following statements?

<i>CPOST/NORC</i> 6/22 to 6/26/23	Total	Dem	Ind	Rep
Strongly agree	3.1%	2.7%	4.4%	3.0%
Agree	5.4%	4.0%	6.2%	6.9%
Neither agree nor disagree	20.8%	14.6%	34.8%	22.2%
Disagree	24.4%	19.5%	22.4%	32.0%
Strongly disagree	44.6%	57.7%	30.5%	34.6%
DON'T KNOW	0.3%	0.2%	0.2%	0.6%
SKIPPED ON WEB	1.2%	1.4%	1.4%	0.7%
REFUSED	0.0%	0.0%	0.0%	0.0%
<i>N=</i>	3543	1729	543	1264

[The use of force is justified to restore the federal right to abortion.] To what extent do you agree or disagree with the following statements?

<i>CPOST/NORC</i> 6/22 to 6/26/23	Total	Dem	Ind	Rep
Strongly agree	5.5%	7.6%	6.1%	2.6%
Agree	6.8%	8.8%	7.8%	3.7%
Neither agree nor disagree	23.4%	23.4%	33.5%	18.4%
Disagree	27.8%	27.6%	23.1%	30.7%
Strongly disagree	34.9%	31.2%	28.1%	43.3%
DON'T KNOW	0.3%	0.4%	0.1%	0.5%
SKIPPED ON WEB	1.1%	1.0%	1.4%	1.0%
<i>N=</i>	3543	1729	543	1264

[The use of force against the police is justified to prevent police brutality against Black Americans and other minorities.] To what extent do you agree or disagree with the following statements?

<i>CPOST/NORC</i> 6/22 to 6/26/23	Total	Dem	Ind	Rep
Strongly agree	6.0%	8.4%	6.5%	2.5%
Agree	10.3%	14.0%	9.1%	6.1%
Neither agree nor disagree	22.3%	21.1%	37.3%	16.6%
Disagree	27.2%	26.4%	18.5%	32.5%
Strongly disagree	33.1%	28.6%	27.5%	41.8%
DON'T KNOW	0.1%	0.1%	0.0%	0.0%
SKIPPED ON WEB	1.0%	1.3%	1.1%	0.5%
REFUSED	0.0%	0.0%	0.1%	0.0%
<i>N=</i>	3543	1729	543	1264

[The use of force is justified to prevent Donald Trump from becoming president.] To what extent do you agree or disagree with the following statements?

<i>CPOST/NORC</i> 6/22 to 6/26/23	Total	Dem	Ind	Rep
Strongly agree	6.2%	9.0%	4.5%	3.4%
Agree	5.4%	7.1%	4.1%	3.7%
Neither agree nor disagree	20.4%	21.2%	32.6%	13.4%
Disagree	26.9%	27.3%	21.6%	29.2%
Strongly disagree	39.8%	34.3%	36.0%	49.1%
DON'T KNOW	0.2%	0.1%	0.0%	0.5%
SKIPPED ON WEB	1.1%	1.1%	1.2%	0.8%
<i>N=</i>	3543	1729	543	1264

[Republicans and Democrats in Congress should make a joint statement condemning any political violence in America.] To what extent do you agree or disagree with the following statements?

<i>CPOST/NORC</i> 6/22 to 6/26/23	Total	Dem	Ind	Rep
Strongly agree	43.0%	53.6%	26.6%	37.3%
Agree	33.0%	27.5%	33.1%	40.2%
Neither agree nor disagree	17.1%	12.9%	30.5%	16.2%
Disagree	3.7%	3.0%	6.6%	3.1%
Strongly disagree	2.3%	2.1%	2.6%	2.4%
DON'T KNOW	0.1%	0.0%	0.0%	0.3%
SKIPPED ON WEB	0.8%	0.9%	0.6%	0.5%
<i>N=</i>	3543	1729	543	1264

[Donald Trump] How favorable is your impression of each of the following, or haven't you heard of them?

<i>CPOST/NORC</i> 6/22 to 6/26/23	Total	Dem	Ind	Rep
Very favorable	10.0%	1.2%	9.5%	22.0%
Favorable	14.1%	2.9%	10.2%	30.7%
Neither favorable nor unfavorable	13.6%	6.6%	25.6%	16.8%
Unfavorable	11.4%	7.7%	14.8%	14.7%
Very unfavorable	49.3%	80.3%	37.1%	14.7%
Haven't heard of them	0.8%	0.8%	1.7%	0.5%
DON'T KNOW	0.0%	0.0%	0.0%	0.0%
SKIPPED ON WEB	0.8%	0.6%	1.0%	0.6%
REFUSED	0.0%	0.0%	0.0%	0.0%
<i>N=</i>	3543	1729	543	1264

[Joe Biden] How favorable is your impression of each of the following, or haven't you heard of them?

<i>CPOST/NORC</i> 6/22 to 6/26/23	Total	Dem	Ind	Rep
Very favorable	10.3%	19.8%	1.2%	2.3%
Favorable	21.3%	39.0%	9.2%	3.9%
Neither favorable nor unfavorable	20.4%	23.4%	31.7%	11.0%
Unfavorable	16.4%	12.7%	26.3%	16.2%
Very unfavorable	30.7%	4.5%	29.7%	65.6%
Haven't heard of them	0.3%	0.1%	0.4%	0.5%
DON'T KNOW	0.0%	0.0%	0.0%	0.0%
SKIPPED ON WEB	0.6%	0.5%	1.4%	0.5%
<i>N=</i>	3543	1729	543	1264

[Ron DeSantis] How favorable is your impression of each of the following, or haven't you heard of them?

<i>CPOST/NORC</i> 6/22 to 6/26/23	Total	Dem	Ind	Rep
Very favorable	7.9%	1.5%	3.0%	18.7%
Favorable	14.3%	2.8%	7.8%	32.8%
Neither favorable nor unfavorable	19.5%	11.8%	32.2%	23.0%
Unfavorable	12.0%	11.3%	16.4%	10.9%
Very unfavorable	36.2%	63.3%	24.2%	6.5%
Haven't heard of them	9.1%	8.5%	14.9%	7.1%
DON'T KNOW	0.1%	0.2%	0.0%	0.1%
SKIPPED ON WEB	0.8%	0.5%	1.4%	0.9%
N=	3543	1729	543	1264

[Mitt Romney] How favorable is your impression of each of the following, or haven't you heard of them?

<i>CPOST/NORC</i> 6/22 to 6/26/23	Total	Dem	Ind	Rep
Very favorable	2.6%	2.6%	1.8%	3.0%
Favorable	14.8%	16.8%	9.7%	14.7%
Neither favorable nor unfavorable	35.8%	38.0%	38.5%	31.4%
Unfavorable	22.5%	20.9%	21.8%	25.1%
Very unfavorable	17.9%	15.7%	16.7%	21.5%
Haven't heard of them	5.5%	5.2%	10.5%	3.4%
DON'T KNOW	0.1%	0.1%	0.1%	0.2%
SKIPPED ON WEB	0.7%	0.6%	1.0%	0.6%
REFUSED	0.0%	0.0%	0.0%	0.1%
N=	3543	1729	543	1264

[Donald Trump is a danger to democracy.] To what extent do you agree or disagree with the following statements?

<i>CPOST/NORC</i> 6/22 to 6/26/23	Total	Dem	Ind	Rep
Strongly agree	35.8%	64.2%	18.9%	6.9%
Agree	16.5%	18.4%	21.9%	11.5%
Neither agree nor disagree	18.5%	10.0%	35.6%	21.2%
Disagree	13.8%	4.4%	11.8%	27.4%
Strongly disagree	14.4%	1.9%	10.7%	32.8%
DON'T KNOW	0.0%	0.1%	0.0%	0.0%
SKIPPED ON WEB	0.9%	1.2%	1.1%	0.3%
N=	3543	1729	543	1264

[Joe Biden is a danger to democracy.] To what extent do you agree or disagree with the following statements?

<i>CPOST/NORC</i> 6/22 to 6/26/23	Total	Dem	Ind	Rep
Strongly agree	17.7%	2.4%	15.5%	38.9%
Agree	15.5%	6.3%	17.9%	26.5%
Neither agree nor disagree	22.5%	18.4%	41.1%	18.8%
Disagree	18.9%	26.4%	16.0%	10.5%
Strongly disagree	24.4%	45.3%	8.7%	4.7%
DON'T KNOW	0.0%	0.0%	0.0%	0.0%
SKIPPED ON WEB	0.9%	1.1%	0.8%	0.5%
<i>N=</i>	3543	1729	543	1264

[The Department of Justice's investigation and prosecution of Donald Trump are intended to hurt his prospects in the 2024 Presidential election...] To what extent do you agree or disagree with the following statements?

<i>CPOST/NORC</i> 6/22 to 6/26/23	Total	Dem	Ind	Rep
Strongly agree	17.3%	3.9%	11.3%	37.9%
Agree	16.8%	6.9%	14.7%	30.8%
Neither agree nor disagree	18.8%	12.9%	41.0%	15.5%
Disagree	16.4%	22.1%	14.4%	10.0%
Strongly disagree	29.7%	53.1%	17.0%	5.4%
DON'T KNOW	0.2%	0.1%	0.2%	0.2%
SKIPPED ON WEB	0.9%	1.0%	1.4%	0.2%
<i>N=</i>	3543	1729	543	1264

[My political party has virtually no chance to win elections in 2024. Our political opponents have rigged the system to make it nearly impossible.] To what extent do you agree or disagree with the following statements?

<i>CPOST/NORC</i> 6/22 to 6/26/23	Total	Dem	Ind	Rep
Strongly agree	6.3%	2.6%	10.3%	9.1%
Agree	11.6%	8.2%	8.8%	17.6%
Neither agree nor disagree	38.2%	30.7%	58.2%	38.1%
Disagree	24.7%	30.8%	12.1%	23.0%
Strongly disagree	17.8%	26.3%	7.8%	11.7%
DON'T KNOW	0.2%	0.2%	0.1%	0.3%
SKIPPED ON WEB	1.1%	1.3%	2.3%	0.1%
REFUSED	0.1%	0.0%	0.3%	0.0%
<i>N=</i>	3543	1729	543	1264